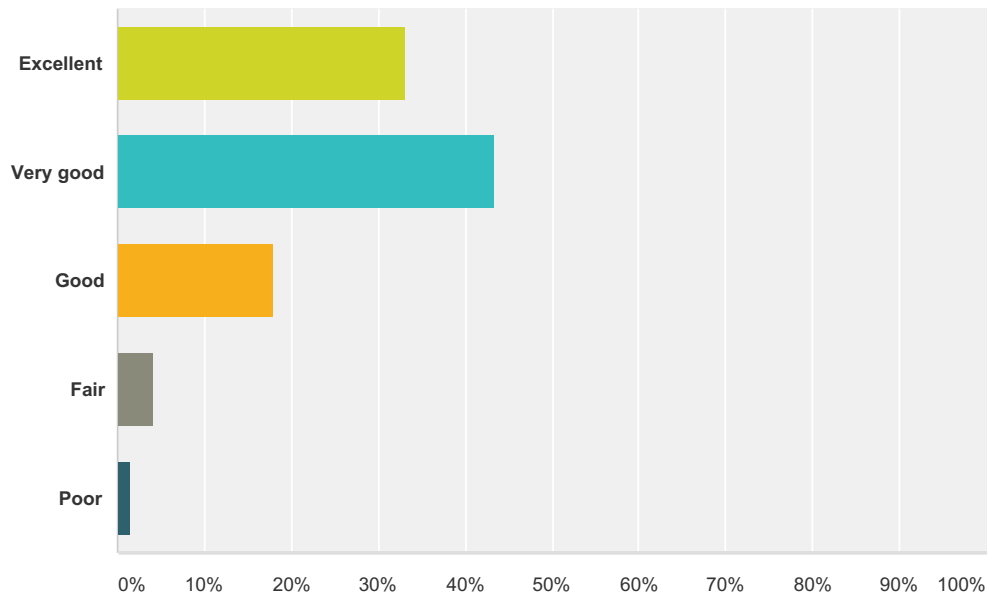


Q1 Overall, how would you rate the event?

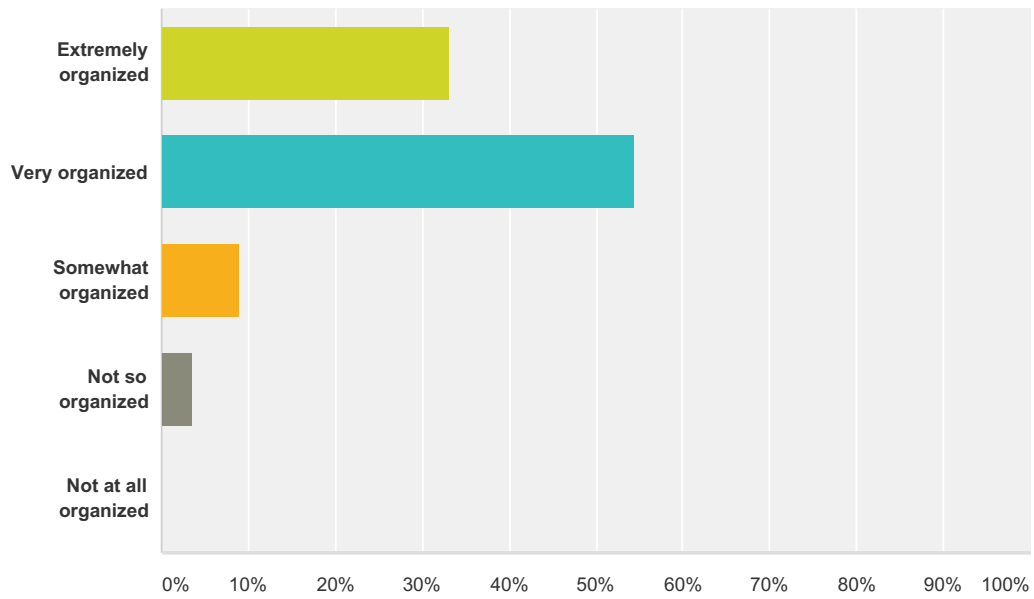
Answered: 145 Skipped: 0



Answer Choices	Responses
Excellent	33.10% 48
Very good	43.45% 63
Good	17.93% 26
Fair	4.14% 6
Poor	1.38% 2
Total	145

Q4 How organized was the event?

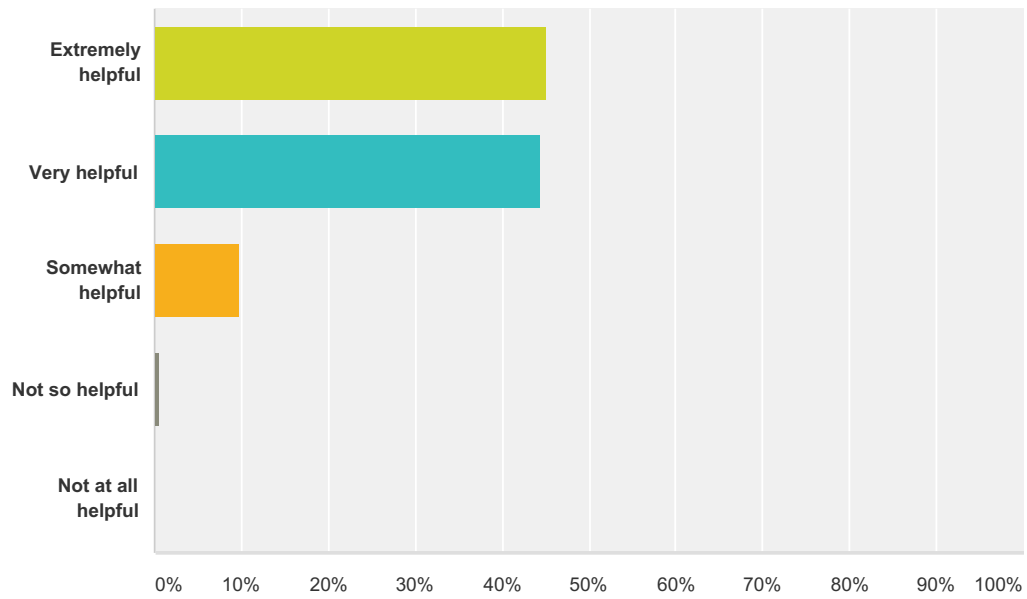
Answered: 145 Skipped: 0



Answer Choices	Responses	
Extremely organized	33.10%	48
Very organized	54.48%	79
Somewhat organized	8.97%	13
Not so organized	3.45%	5
Not at all organized	0.00%	0
Total		145

Q5 How helpful was the staff?

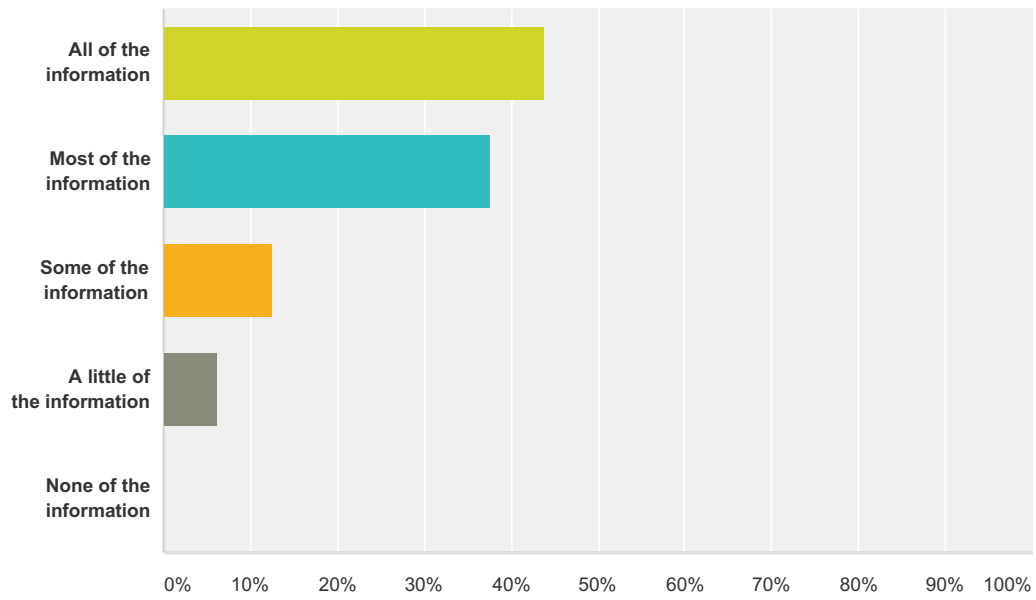
Answered: 142 Skipped: 3



Answer Choices	Responses	
Extremely helpful	45.07%	64
Very helpful	44.37%	63
Somewhat helpful	9.86%	14
Not so helpful	0.70%	1
Not at all helpful	0.00%	0
Total		142

Q6 Prior to the event, how much of the information that you needed did you get?

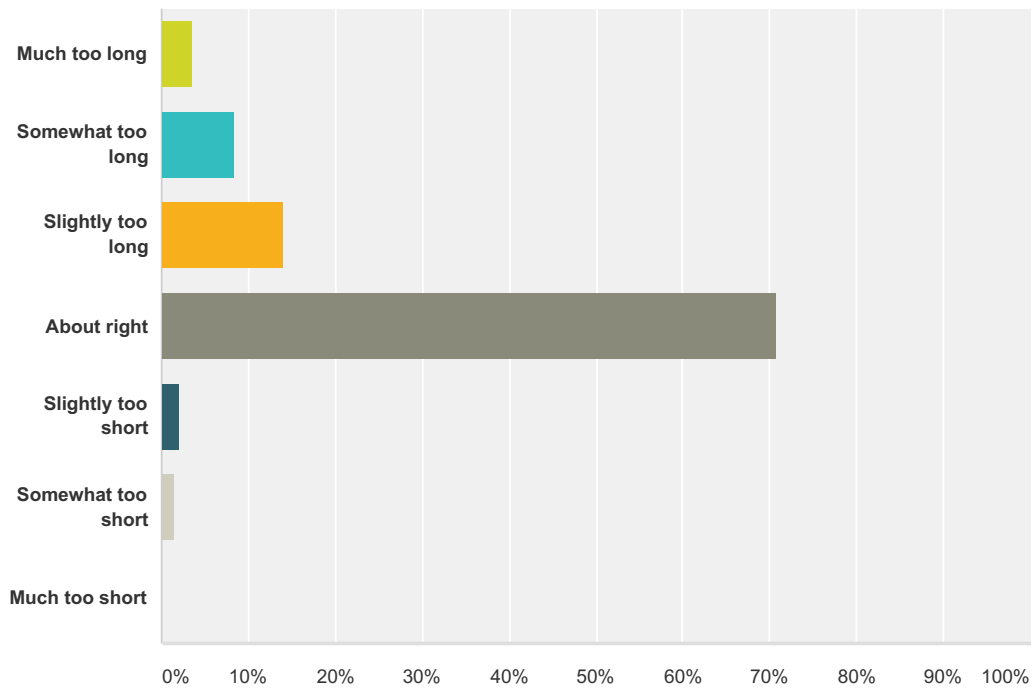
Answered: 144 Skipped: 1



Answer Choices	Responses	
All of the information	43.75%	63
Most of the information	37.50%	54
Some of the information	12.50%	18
A little of the information	6.25%	9
None of the information	0.00%	0
Total		144

Q7 Was the event length too long, too short, or about right?

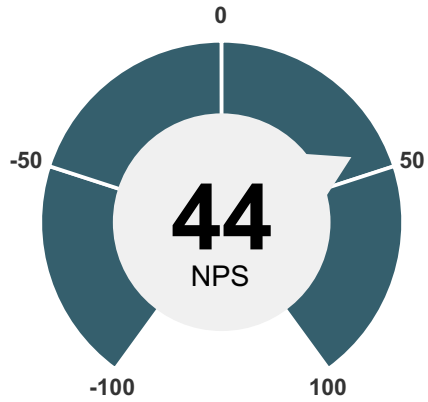
Answered: 144 Skipped: 1



Answer Choices	Responses
Much too long	3.47% 5
Somewhat too long	8.33% 12
Slightly too long	13.89% 20
About right	70.83% 102
Slightly too short	2.08% 3
Somewhat too short	1.39% 2
Much too short	0.00% 0
Total	144

Q9 How likely is it that you would recommend the event to a friend or colleague?

Answered: 144 Skipped: 1



Detractors (0-6)	Passives (7-8)	Promoters (9-10)	Net Promoter® Score
13% 19	29% 42	58% 83	44